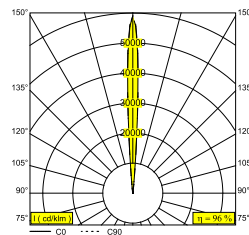
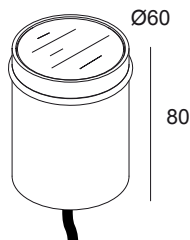


## LOGIC 60 R SP 93006 ANO

13976 9310 ANO

AVAILABLE IN  
ALU ANODIZED 13976 9310 ANO



[View on website](#)



### General info

LOCATION	outdoor
INSTALLATION	Floor Recessed
CUTOUT SHAPE/SIZE (MM)	round - 61
RECESSED DEPTH (MM)	100
INGRESS PROTECTION	IP67
PROTECTION AGAINST MECHANICAL IMPACT	IK08
WEIGHT (KG)	0.5
ADJUSTABILITY	non adjustable
INFORMATION	LENS SP-6° INCL.1 x CABLE H05 RN-F 2 x 1mm <sup>2</sup> 0,5m EXCL.LED POWER SUPPLY 700-1050mA-DC IEC 60598-2-13 : max.150kg 25N/cm <sup>2</sup> ESG 5mm

### Electrical info

CLASS	III
DIM TYPE	depending on power supply
ENERGY CLASS	F

### Lightsource info

LIGHTSOURCE NAME	LED
LIGHTSOURCE	LED array 2-3,2W / CRI>90 / 3000K / 229-319lm
SDCM	SDCM3
RISKGROUP	RG2 (threshold 0,6m)
LED TECHNICS (LIGHT SOURCE)	319lm // 3,2W // 100lm/W
LED TECHNICS (LUMINAIRE)	305lm // 4W // 83lm/W

### Requirements

LED POWER SUPPLY 700 / 1050mA-DC DIM

### Options

LOGIC 60 BOX R  
CBOX  
IP68 CONNECTION KIT  
IP68 CONNECTOR 3P



## **LOGIC 60 R SP 93006 ANO**

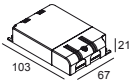
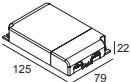

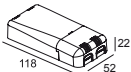
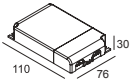
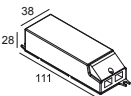
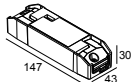
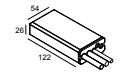
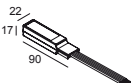
13976 9310 ANO

For detailed installation instructions, please consult the manual: **13976\_XXX0\_HAND.pdf**

LOGIC 60 R SP 93006 ANO

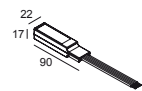
13976 9310 ANO

FINISH YOUR SPECIFICATION

LED power supplies			#
	<b>300 90 68</b> LED POWER SUPPLY MULTI-POWER DIM5	2->15(6) / - / -	<input type="checkbox"/>
	<b>300 90 69</b> LED POWER SUPPLY MULTI-POWER HV DIM9	28(18) / - / -	<input type="checkbox"/>
	<b>300 90 124</b> LED POWER SUPPLY MULTI-POWER DIM7	2->9(6) / - / -	<input type="checkbox"/>
	<b>300 90 125</b> LED POWER SUPPLY MULTI-POWER MINI DIM5	2->9(6) / - / -	<input type="checkbox"/>
	<b>300 90 136</b> LED POWER SUPPLY MULTI-POWER HC DIM9	- / 13(11) / -	<input type="checkbox"/>
	<b>300 90 148</b> LED POWER SUPPLY 1050mA-DC / 22W	6(3)	<input type="checkbox"/>
	<b>21012 005W</b> LED POWER SUPPLY MULTI-POWER COMPACT WDL	2->16 / 2 -> 11 / -	<input type="checkbox"/>
	<b>21012 0490</b> LED POWER SUPPLY 700mA-DC / 30W IP68	2->14(7)	<input type="checkbox"/>
	<b>21032 0315</b> LED POWER CONVERTER 48V-DC to 700 mA-DC / 25W DIM5	2->13	<input type="checkbox"/>

LOGIC 60 R SP 93006 ANO

13976 9310 ANO

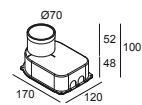


**21032 0385** LED POWER CONVERTER 48V-DC to 700 mA-DC / 25W PRO DIM5

2->13

☐

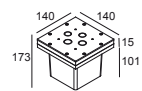
Ground mounting boxes



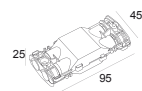
**213 19 10** LOGIC 60 BOX R

☐

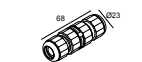
Waterproof connection parts



**216 12 00** CBOX

☐

**216 12 01** IP68 CONNECTION KIT

☐

**216 12 02** IP68 CONNECTOR 3P

☐

Notes: